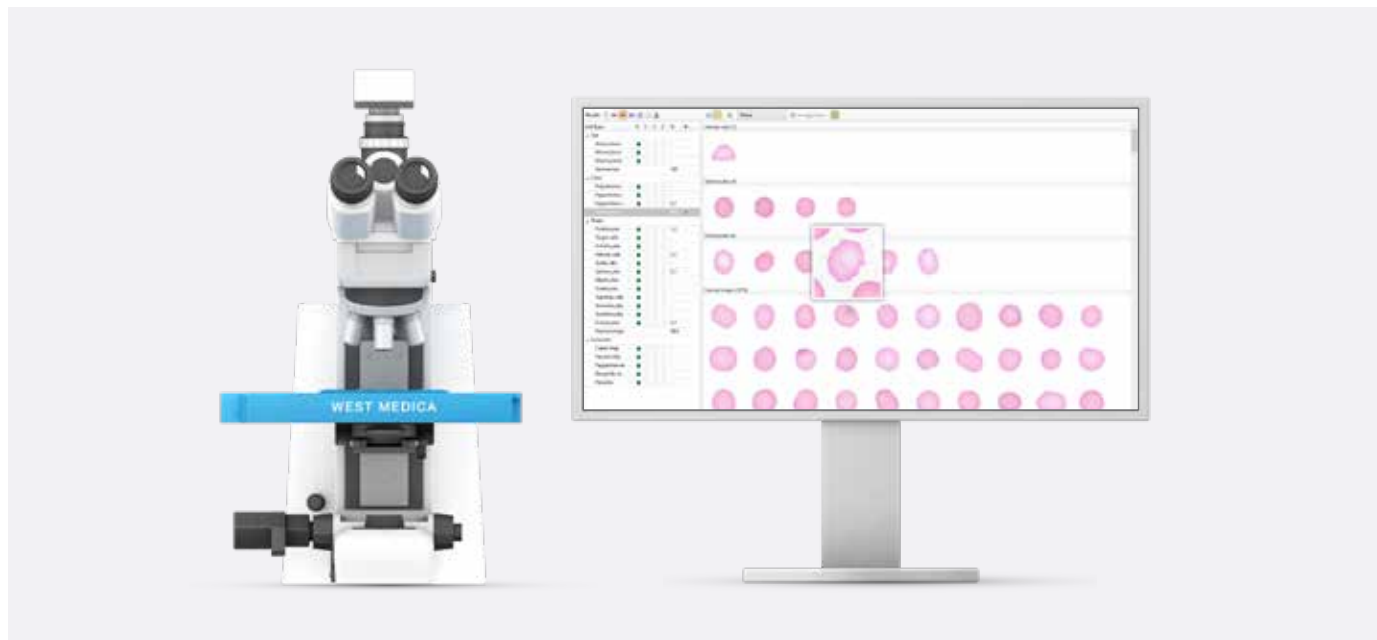


Vision Pro

Digital scanning analyzer



Vision Pro Digital scanning analyzer



Key features


- Loading 4 or 8 slides
- Automatic sample scanning
- Automatic analysis and classification
- Random access
- For medium and large laboratories

Scanning process



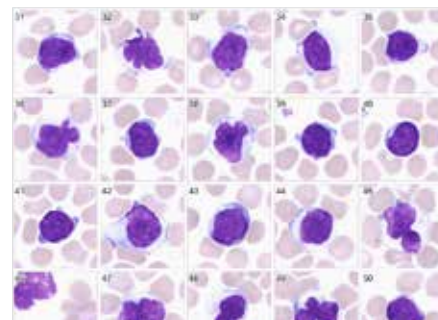
01

Load slides into cassette tape



02

Start scanning



03

Get the result!

Applications



Hematology

Vision Hema — Automatic blood smear analysis

Vision Extended RBC — Extended red blood cells analysis

Vision Extended PLT — Extended platelets analysis

Vision RET — Reticulocytes analysis



Bone Marrow

Vision Bone Marrow — Automatic analysis of bone marrow cells



Biological Fluids

Vision Body Fluids — Automatic analysis of human fluids



Cervical Cytology

Vision Cyto Pap — Automatic cervical cancer screening

Vision Cyto Pap ICC — Automatic evaluation of immunocytochemical reaction



Sexually Transmitted Diseases (STD)

Vision Cyto STD — Automatic analysis of sexually transmitted infections



Microbiology

Vision Gram — Automatic Gram smear analysis

Vision Extended Gram — Extended Gram smear analysis



Sperm Analysis

Vision Sperm — Computer-assisted sperm analysis (CASA)



Cytogenetics

Vision Karyo — Automatic chromosome karyotyping

Vision Metaphase Finder — automatic analysis of metaphase plates



Cytology and Histopathology

Vision Cyto — Visualization and organization of cytology studies

Vision Slide — Histology, clinical and scientific studies



Veterinary Medicine

Vision Slide Vet — Digital cytology and histopathology

Vision Hema Vet — Automatic animal blood smear analysis

Specifications

Key specifications

Vision Pro

Working mode	Queue, random access
Scanning	Automatic
Loading a slide	4 or 8 slides
Specifications	Scanning microscope Personal computer Monitor
Objectives*	10x, 20x, 40x, 40x OI, 60x OI, 100x OI
Research method	Bright field
Illumination	Köhler illumination, LED
Communications	Bidirectional connection to LIS, LIS2-A2 (ASTM), HL7

*Depends on the configuration

Additional services

Vision Slide Viewer

www.visionviewer.at

Free software for installation on Windows PC

View of digital slides on a personal computer

Pathoview

www.pathoview.com

Service for working with digital slides via Internet browser

Download, view, store and share digital slides

Vision Suite

www.vision-suite.com

Service for remote work with Vision software via Internet browser

Work with the database and Vision analysis results in the cloud

Vision Expertise

www.vision-expertise.com

Online testing of specialists in microscopy

For training and professional development of specialists

Pre-classification has to be validated by the specialist reviewing the galleries of cells.

Please check the intended use and the registration in your local regulation.

Depending on the regulations of the respective region, some products may be used for research purpose only.

We reserve the right to change specification without notice.



West Medica Produktions- und Handels-GmbH
Brown-Boveri-Straße 6, B17-1
2351 Wiener Neudorf, Austria
tel.: +43 (0) 2236 892465, fax: +43 (0) 2236 892464
vienna@westmedica.com, www.wm-vision.com

Official Distributor